

Sketchbook

JANUARY 2024

MAGAZINE

by Digital FashionPro®
FASHION DESIGN SYSTEM

HOW TO

Start Your Own Clothing Brand in 2024

DFP Digital

Fashion Sketch Collection

HOW TO GO From Aspiring Designer to Pro

Dress Design By Digital Fashion Pro

FASHION DESIGN SOFTWARE

DigitalFashionPro.com

© Harper Arrington Publishing

HARPER-ARRINGTON
MEDIA COMPANY



Welcome to **SKETCHBOOK** Magazine by

DIGITAL FASHION PRO

In this edition of

SKETCHBOOK MAGAZINE:

- See DFP Digital Fashion Sketch Collection / Examples
- About Digital Fashion Pro Fashion Design Software
- How to Start a Clothing Brand in 2024
- How to Become a Self-Taught Fashion Designer
- DFP Coupon Code
- ***All models are wearing DFP**

Thank you for downloading our magazine.

We wish you the best of luck on your fashion journey.

We are here to help!

Sincerely,


Team DigitalFashionPro.com

FYI: ALL CLOTHING in this magazine

(on and off models) was created with Digital Fashion Pro.

Feel Free to Share SketchBook Magazine with Others 😊

Copyright 2024, DigitalFashionPro.com. All Rights Reserved.



ABOUT DIGITAL FASHION PRO

DIGITAL FASHION PRO (DFP) is a powerful, user-friendly CAD Fashion Design Software System for today's professional and aspiring fashion designers who want a program that is truly easy and can create cutting edge designs without limitations. Digital Fashion Pro is **SUPER EASY TO USE**, plus it delivers professional fashion illustrations & clothing sketches that are above & beyond industry standards. **Our latest edition, new for 2024 is VX.**

So whether you're an established fashion designer or company, fashion teacher / school, or even a **true beginner** trying to realize your fashion dreams – Digital Fashion Pro can help you accomplish your fashion objectives unlike any other tool! Digital Fashion Pro is used worldwide by industry fashion designers, clothing brands and taught in hundreds of schools. DFP makes it easy for you to design your own clothing brand and fashion styles. **Create beautiful, professional fashion sketches in minutes even if you can't draw.** Plus, DFP helps you get your clothing designs made because apparel manufacturers will be able to fully understand your concepts. [GET DFP](#)

What Exactly Is [Fashion Design Software?](#)

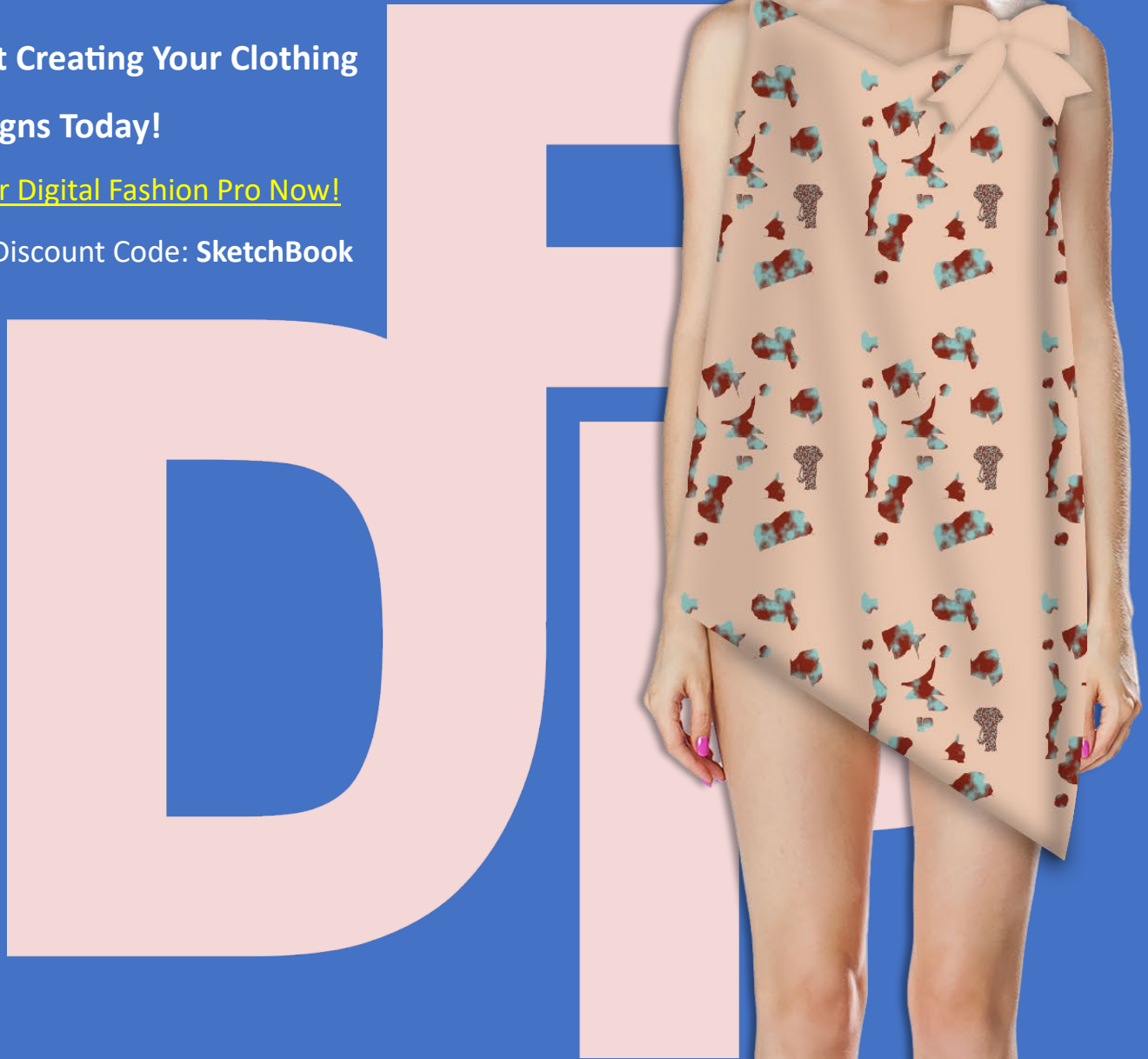
Fashion Design Software is a computer-aided graphic design tool for creating digital fashion sketches, garment design, textiles, fashion illustration, artwork and other elements related to the design of apparel, footwear and accessories. The main goal of fashion design software is to help designers / users create digital fashion illustrations that communicate their vision of how a design should look once rendered or manufactured in real life.

Dress Designed with Digital Fashion Pro Software. Users can design any Clothing Style with Digital Fashion Pro depending on package / upgrades that are chosen.

Start Creating Your Clothing Designs Today!

[Order Digital Fashion Pro Now!](#)

Use Discount Code: **SketchBook**



*TAKE YOUR DESIGN IDEAS TO THE NEXT LEVEL
WITH DFP TODAY*

DigitalFashionPro.com



Start Creating Your Clothing
Designs Today!

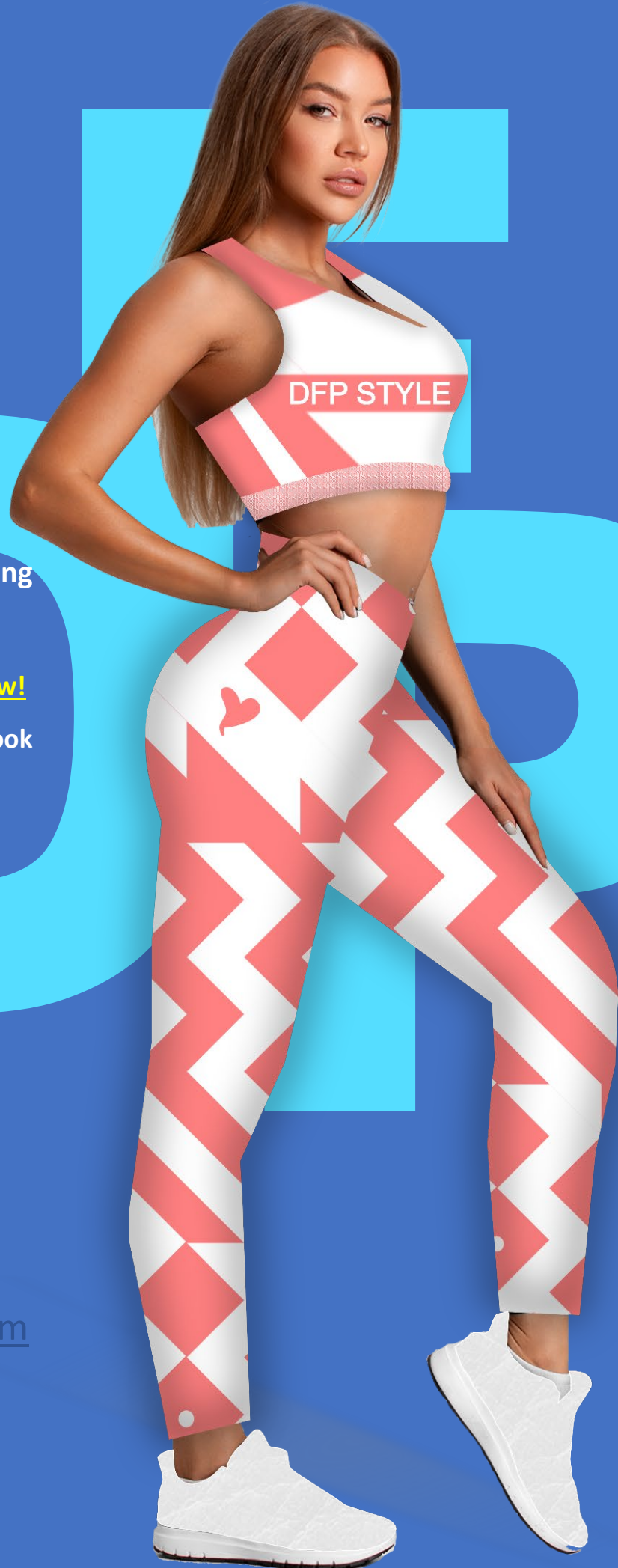
Nike Logo Belongs to Nike Corporation. All Rights Reserved

DESIGN TIME!



TAKE YOUR DESIGN IDEAS TO THE NEXT LEVEL

WITH DFP TODAY EVEN IF YOU CAN'T DRAW



Start Creating Your Clothing
Designs Today!

[Order Digital Fashion Pro Now!](#)

Use Discount Code: SketchBook

BECOME A FASHION

DESIGNER WITH DFP

DigitalFashionPro.com

Start Creating Your Clothing

Designs Today!

Order Digital Fashion Pro Now!

Use Discount Code: **SketchBook**





Start Creating Your Clothing

Designs Today!

[Order Digital Fashion Pro Now!](#)

Use Discount Code: **SketchBook**



**Start Creating Your Clothing
Designs Today!**

[Order Digital Fashion Pro Now!](#)

Use Discount Code: **SketchBook**

Start Creating Your Clothing
Designs Today!

[Order Digital Fashion Pro Now!](#)

Use Discount Code: **SketchBook**



CREATE PROFESSIONAL / LIFE LIKE
FASHION SKETCHES WITH DIGITAL FASHION PRO




Adidas Logo belongs to the Adidas Corporation. All Rights Reserved.

DESIGN FOOTWEAR & MORE





Michael Kors



ONLINE STORE MOCK UP



Medium Leather Wallet by
DIGITAL FASHION PRO Software
"For Illustration Purposes ONLY"
\$145

★★★★★ (340)

TOUCH ME



Medium Zip Around Leather Wallet by
DIGITAL FASHION PRO Software
"For Illustration Purposes ONLY"
\$175



**CAN'T DRAW?
NO PROBLEM!**

**START YOUR JOURNEY TO
BECOMING A FASHION DESIGNER**

Digital FashionPro**[®]
FASHION DESIGN SYSTEM**

DIGITALFASHIONPRO.COM

GET STARTED NOW





DIGITAL FASHION PRO DEMO VIDEO

– HOW IT WORKS

Click to Launch

FASHION DESIGN SOFTWARE



THE **NEW VX** 2024 EDITION DIGITAL FASHION PRO IS HERE!



ALSO SEE VIDEO ON HOW TO GET YOUR CLOTHING MADE

Click to Launch



HOW TO GET YOUR CLOTHING MADE

How Digital Fashion Pro Can Help You!



WATCH VIDEO

- **Creating Sketches**
- **Creating Prints**
- **Spec Sheets**
- **Working With Factories**
- **Answers to Common Questions**

DFP

How to Start a CLOTHING BRAND

HOW TO START A CLOTHING BRAND – 20 KEY FOCUS AREAS TO LAUNCHING A SUCCESSFUL FASHION LABEL – A COMPREHENSIVE STEP-BY-STEP GUIDE

Starting a clothing brand is an exciting but multifaceted endeavor that requires careful planning and execution. Begin by conducting thorough market research to identify your target audience, understand current trends, and analyze competitors. Develop a unique brand identity that sets your clothing line apart, encompassing your aesthetic, values, and mission. Create a comprehensive business plan outlining your brand positioning, marketing strategy, and financial projections. Secure the necessary funding through personal savings, loans, or investors to cover initial expenses like manufacturing, branding, and marketing.

Source reliable and ethical suppliers or manufacturers to ensure the quality and consistency of your products. Build an online presence through a well-designed website and leverage social media platforms to connect with your audience. Develop a cohesive marketing strategy that includes influencer collaborations, pop-up events, and other promotional activities. Launch your clothing brand with a small, curated collection and gradually expand as you gain traction. Stay adaptable, listen to customer feedback, and continuously refine your brand to thrive in the competitive fashion industry.

This article is a detailed piece on How to Start a Clothing Brand by visiting [20 Key Focus Areas](#) which include:

1. OVERALL STEPS TO STARTING A CLOTHING BRAND



2. HOW TO COME UP WITH A UNIQUE CLOTHING BRAND NAME – 5 IDEAS
3. HOW TO REGISTER YOUR CLOTHING BRAND
4. HOW TO DESIGN YOUR CLOTHING BRAND + 5 STEPS
5. DO YOU HAVE TO KNOW HOW TO DRAW TO DESIGN YOUR OWN CLOTHING BRAND?
6. WHAT TYPE OF APPAREL SHOULD I DESIGN FIRST FOR MY CLOTHING BRAND
7. HOW MUCH DOES IT COST TO START A CLOTHING BRAND
8. HOW TO FINANCE YOUR CLOTHING BRAND – 5 IDEAS FOR FINANCING
9. HOW TO BUILD OUT YOUR EXECUTIVE TEAM FOR YOUR CLOTHING BRAND + 5 KEY POSITIONS TO FILL
10. HOW TO FIND A MANUFACTURER FOR YOUR CLOTHING BRAND
11. WHAT DO APPAREL MANUFACTURERS WANT YOU TO HAVE FOR THEM TO PRODUCE YOUR CLOTHING
12. 5 STEPS TO ENSURE QUALITY APPAREL MANUFACTURING FOR YOUR BRAND
13. HOW TO COME UP WITH PRICE FOR YOUR MERCHANDISE WHOLESALE AND RETAIL
14. HOW TO PACKAGE YOUR CLOTHING UP FOR DISTRIBUTION
15. HOW TO MARKET YOUR CLOTHING BRAND – 5 IDEAS
16. HOW TO SELL YOUR CLOTHING BRAND PRODUCTS TO RETAILERS – 5 TIPS
17. SHOULD A NEW CLOTHING BRAND HIRE A SALES REP?
18. HOW TO SELL YOUR CLOTHING BRAND PRODUCTS TO CONSUMERS – 5 TIPS
19. HOW TO SELL YOUR CLOTHING BRAND ONLINE – 3 TIPS
20. WHAT A DIGITAL FASHION PRO STYLE BLAST EDITION CAN HELP YOU START A CLOTHING BRAND

Read the entire article [HERE](#)



SSPRING
04. NOV
0 YEARS
DFP
EVERYTH


Nike Logo Belongs to Nike Corporation. All Rights Reserved.

M K I N



Digital



GET STARTED NOW 

BUY DIGITAL FASHION PRO TODAY TO START ON YOUR DESIGNS - [HERE](#)



NO DRAWING
No Drawing Skills Necessary to Use Digital Fashion Pro

SUPER EASY
Super Easy to Use Even For Beginners

FASHION DESIGN
Create Your Professional Clothing Designs With Digital Fashion Pro



“Get the Design Tool Used Worldwide – you do not have to know how to draw or have prior experience. You will love designing with Digital Fashion Pro!”






HOW TO BECOME A SELF-TAUGHT FASHION DESIGNER + START YOUR OWN CLOTHING BRAND – EVEN IF YOU CAN'T DRAW OR SEW!

5 THINGS YOU CAN DO RIGHT NOW TO PUT YOUR PASSION FOR FASHION INTO ACTION REGARDLESS OF YOUR SKILL LEVEL OR BACKGROUND!

Do you have a passion for fashion? Do you have some cool ideas for clothing and style? Are you looking for information on how to start a clothing line? Is getting into fashion something that you have been wanting to do? So what has been holding you back? Is not being able to draw holding you back? What about if you can't sew? Maybe you think that you have to go to fashion school? Well, all of these things that are holding you back are myths. You can become a self-taught fashion designer and start your own clothing brand even if you can't draw or sew. This page will give you a road map + **5 Key Items** Needed to help you put your fashion dreams into action in a highly efficient way. One of the 5 Key Items is Digital Fashion Pro. You will learn more about how this tool can greatly help you below. In fact, the resources listed on this page can help you break into the fashion industry with skill, knowledge and contacts that will aid you in making your fashion dreams and career as a fashion designer a reality.

#1) – LEARN FASHION DESIGN – THE ABILITY TO CREATE PROFESSIONAL DIGITAL FASHION SKETCHES (EVEN IF YOU CAN'T DRAW)

1. Apparel Manufacturers, Seamstresses, Pattern-makers & Sample Makers will all need your professional illustrations to make your clothing accurately
2. Being able to visually see how you want your design to turn out will inspire you

- 
3. Sketches and Clothing Designs are the foundation of being a self-taught fashion designer & clothing brand
 4. You can land investors, buyers and clients with great looking designs & illustrations
 5. You can try out different fabrics, colorways, prints, logo-placement to pick the best version of your design
 6. Answer: Get [Digital Fashion Pro Fashion Design Software](#) to create your professional fashion design sketches and learn fashion design. The program is easy to use. + You do not have to know how to draw. It comes with hundreds of customizable clothing templates for you to create your designs. It also comes with fashion designer and graphic design training. In fact, you can even professionally design for other clothing lines with the skills you will learn from using Digital Fashion Pro. You can design Women's wear, Menswear, Baby Clothing, Shoes and Accessories with this software. Digital Fashion Pro is used by industry fashion designers, clothing brands and hundreds of schools worldwide. This program is a [fashion design software](#) and course wrapped in one.

#2) – ABILITY TO DIG DEEPER INTO GARMENT DESIGN & HOW THE FASHION INDUSTRY WORKS

Knowing how garment design and construction works, even if you are not going to be the one to do the sewing or pattern-making, is still a fundamental that you must pick up. The same is true for learning about how to start a fashion brand, what it takes to work with apparel manufacturers, work with retailers, and all things fashion business, are critical areas that you will need to tackle. But luckily for you, there is help that can help you quickly tackle these items in lightning speed.

The Official Step by Step Guide to Starting a Clothing Line Course

This course will help you with so many item. Some highlights include:

1. Setting up your fashion business
2. Trademarking your line
3. Learning garment design, benchmarking & quality control
4. How to successfully work with clothing manufacturers anywhere in the world
5. How to work with retailers and setting efficient keystone pricing
6. Importing your clothing
7. Style Forecasting, Budgeting, Avoiding Costly Newbie Mistakes
8. How to Find Investors and Putting Your Team Together
9. This book / course will give you a greater understanding & insider look of the fashion industry
10. [Learn more about this course here >](#)

For Steps 3 through 5, Continue Reading This Article [HERE](#).

99.7%

**Of All
Commercial / Professional
Clothing Lines Use
Fashion &/Or Graphic
Design Software
On The Weekly Basis**

FASHION

Software

The US Department of Labor – Bureau of Labor Statistics States: "Fashion Designers use technology to design. They must be able to use computer-aided design (CAD) programs and be familiar with graphics editing software," as one of the things necessary to be a fashion designer today.



**"Your programs are
helping me
achieve my goals!"**

**– R. Brunton,
Aspiring Designer,
Digital Fashion Pro Client**

Thank You for Reading!!

If you have any questions, please email us at

support@DigitalFashionPro.com

or Call Us at 888-435-9234

Feel Free to Share this Magazine with Others 😊

VISIT DIGITAL FASHION PRO

FASHION DESIGN SOFTWARE



GET STARTED NOW



Digital FashionPro[®]

FASHION DESIGN SYSTEM



- Create Your Own Fashion Catalog with Heyzine – [Sign Up Here](#)
- Return to the Digital Fashion Pro Page [Here](#)

- [OFFICIAL DIGITAL FASHION PRO PAGE](#)
- [PACKAGES & DISCOUNTS – BUY DIGITAL FASHION PRO](#)
 - [DIGIAL FASHION PRO VIDEOS](#)
 - [IS THERE A TRIAL VERSION?](#)
 - [PACKAGE COMPARISON CHART](#)
- [SEE ALL OF OUR FASHION DESIGN PRODUCTS](#)
 - [TEACHERS AND SCHOOLS](#)
 - [CLIENTS](#)
 - [REVIEWS](#)
 - [OUR BLOG & HELP ARTICLES](#)

[Best Websites for Helping Beginners With Starting a Clothing Line](#)

[Become a Designer Even If You Can't Draw](#)

[FREE: SIGN UP FOR FUTURE COPIES OF SKETCHBOOK MAGAZINE HERE](#)

[RETURN TO DIGITAL FASHION PRO](#)

BE SURE TO SHARE 😊

